


P: 800.961.7370
www.solerpalau-usa.com

MODEL HR220H

(Heat Recovery Ventilators (HRV))



Specifications

Polypropylene HRV Core: cross-flow that transfers sensible heat			
Typical Airflow Range: 70-220 CFM			
Duct Connections: Four (4) 6" dia. ISF double collar system			
Number Motors: Two (2) PSC variable speed backward curved			
V	Hz	Phase	Amperage
120	60	Single	1.5 A / 142 watts
Exchange surface: 150 ft ²			
Defrost type: Evacuation			
Filters: Two (2) Fiberbond washable			
Drain Connection: 1/2"			
DuoTrol: Integrated Balancing System			
Weight: 51 lbs (unit), 59 lbs (in carton)			
Dimensions: 29-1/2" W x 22-1/2" L x 16-1/2" H			
Options: HRT-3 - Push Button Timer HRRD-1 - Dehumidistat HRRD-3P - Dehumidistat			

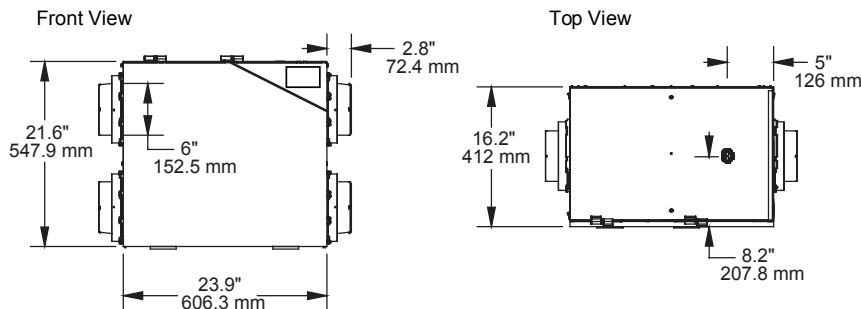
Energy Performance (Heating)

Supply Temperature		Net Air Flow		Power Consumed (Watts)	Sensible Recovery Efficiency	Apparent Sensible Effectiveness
°F	°C	CFM	L/s			
32	0	118	55	106	61	71
32	0	160	75	132	58	65
32	0	185	87	150	55	62
-13	-25	120	57	105	58	72

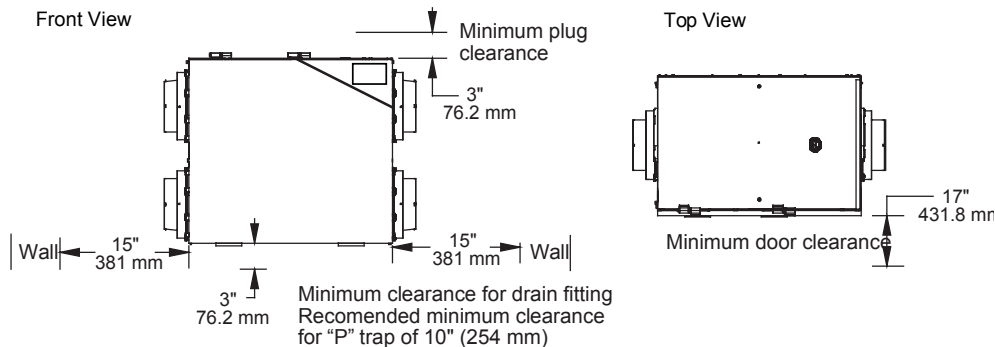
Ventilation Performance

External Static Pressure		Net Air Flow		Gross Air Flow Supply		Gross Air Flow Exhaust	
Pa	in. w.g.	L/s	CFM	L/s	CFM	L/s	CFM
25	0.1	117	248	118	250	130	277
50	0.2	108	229	109	231	119	253
75	0.3	102	218	103	220	110	234
100	0.4	94	200	95	202	101	216
125	0.5	85	181	86	183	92	197
150	0.6	77	163	78	165	82	175
175	0.7	69	146	70	148	71	151

Dimensions



Minimum Clearance Data



For more information contact us at www.solerpalau-usa.com or 1.800.961.7370 for additional submittal drawings. S&P will not be responsible for fabrication changes or errors resulting from customer use of a non-current submittal drawing.

