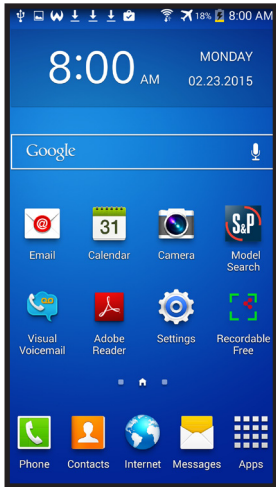
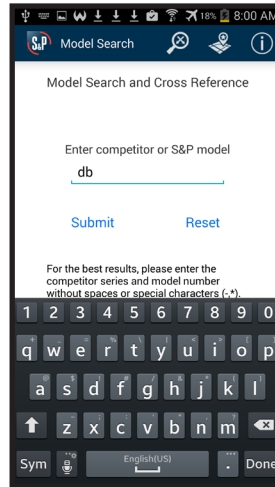




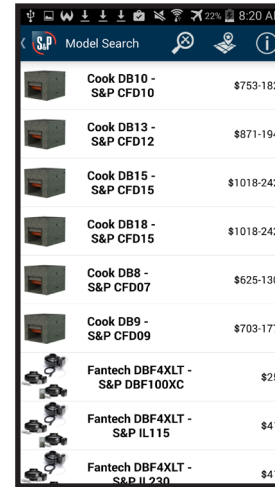
How to Download and Open Catalog or IOM pages from Fans to Go Mobile App on Android Devices



Step 1:
Open Fans to Go S&P App.



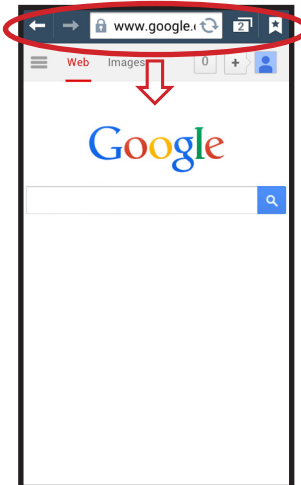
Step 2:
Enter model or series number of an S&P or competitor's fan.



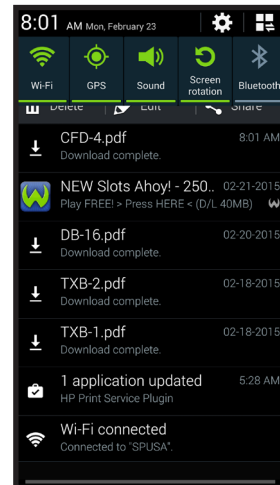
Step 3:
Choose a fan for more info.



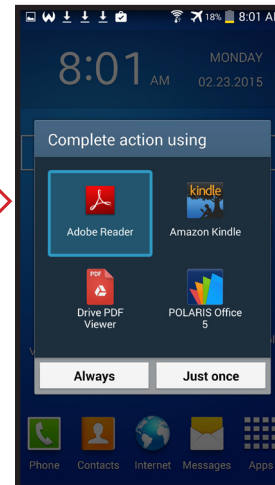
Step 4:
Select catalog or IOM.



Step 5:
Drag header toolbar down to show downloads.



Step 6: Choose the downloaded file, at the top of the list.



Step 7: Open with Adobe Reader, or other PDF reader of your choice.



Step 8: The Catalog file is now open for you to review.